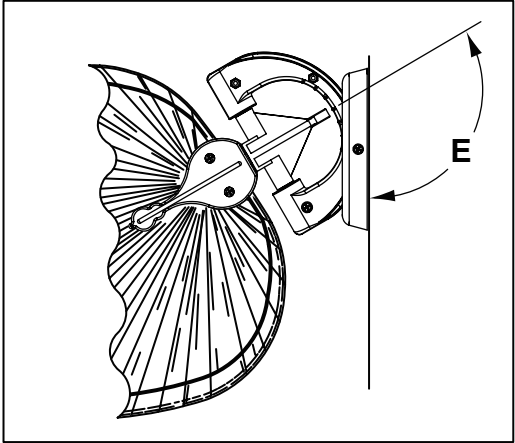


FP720-Fan Unit / FP780-220 Motor Wall Mount Assembly

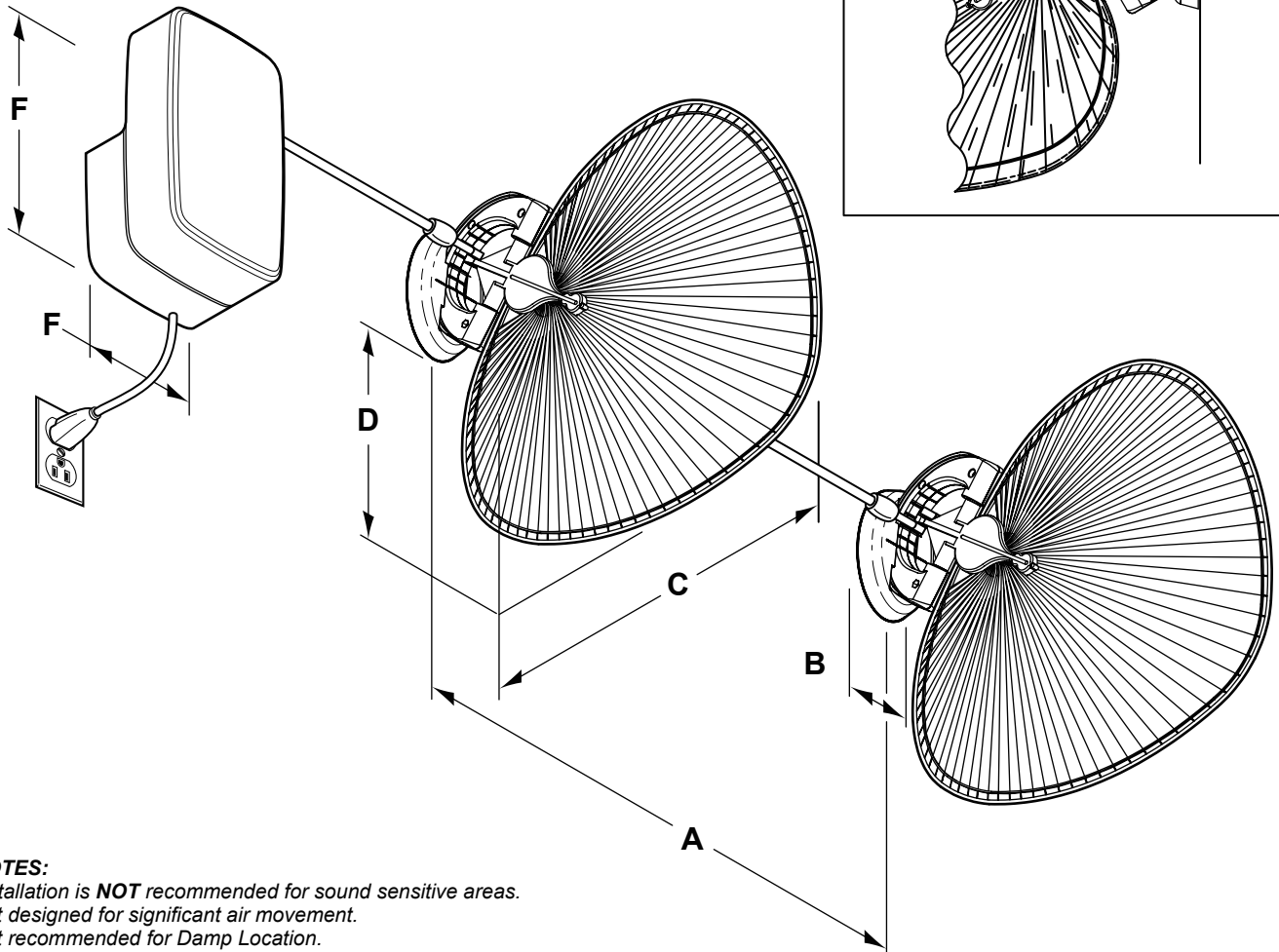


Wall Assembly Specifications		
A	Support Spacing	12" to 4' *
B	Fan Base Width	4½"
C	Blade Projection	21" with 18" Blades@30° 24" with 22" Blades@30°
D	Blade Projection	9½" with 18" Blades 11¾" with 22" Blades
E	Blade Angle (10° increments)	Wide Oval Blade, 30° max Narrow Blade, 45° max
F	Motor Assembly Unit	13¾" L x 7¼" W

Weights (Approximate)	
Fan Assembly Unit	5 lbs
Motor Assembly Unit	17½ lbs



* Cutting of push rods is required for spacing of 12" to 27½".



NOTES:
 Installation is **NOT** recommended for sound sensitive areas.
 Not designed for significant air movement.
 Not recommended for Damp Location.

FP720-Fan Unit / FP780-220 Motor Ceiling Mount Assembly

Ceiling Assembly Specifications

A	Overall Length	4' to 24'
B	Support Spacing	12" to 4' *
C	Fan Base Unit	4½" L x 4½" W
D	Overall Drop	23" with 18" Blades 27" with 22" Blades
E	Blade Sweep	21" with 18" Blades 25½" with 22" Blades
F	Motor Assembly Unit	13¾" L x 7¼" W

Weights (Approximate)

Fan Assembly Unit	5 lbs
Motor Assembly Unit	17½ lbs

NOTES:

Installation is **NOT** recommended for sound sensitive areas.
Not designed for significant air movement.
Not recommended for Damp Location.

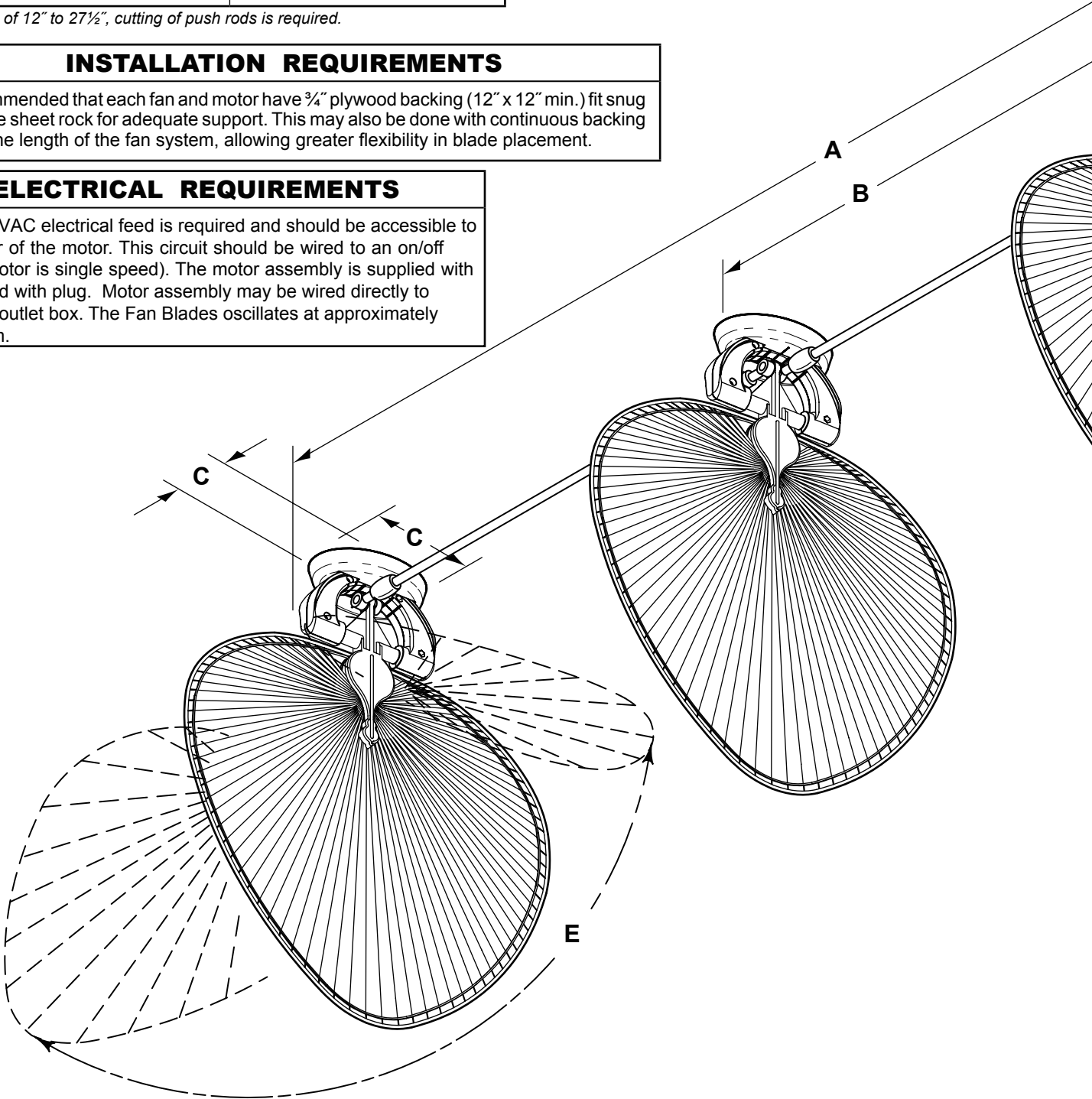
*For spacing of 12" to 27½", cutting of push rods is required.

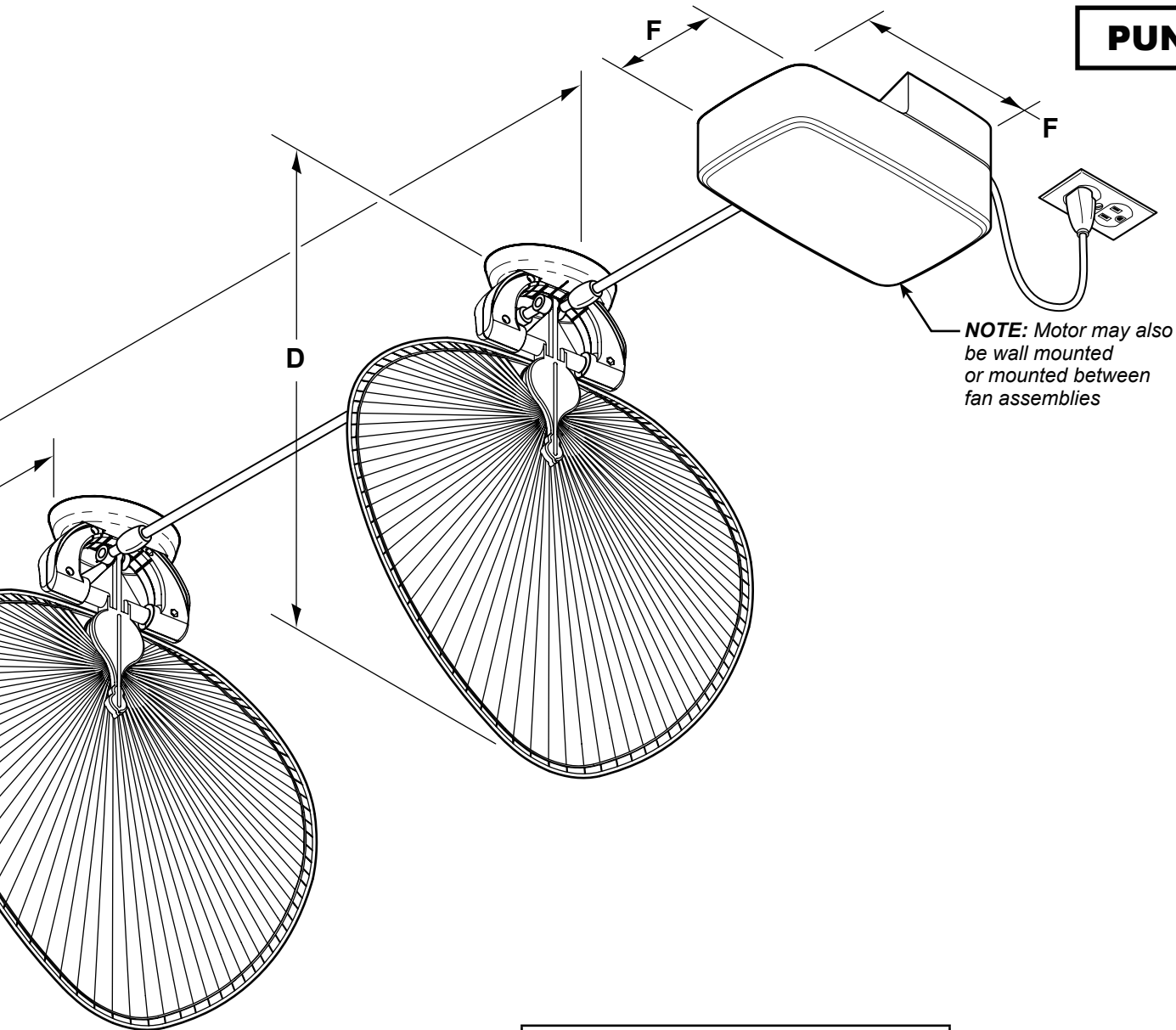
INSTALLATION REQUIREMENTS

It is recommended that each fan and motor have ¾" plywood backing (12" x 12" min.) fit snug behind the sheet rock for adequate support. This may also be done with continuous backing running the length of the fan system, allowing greater flexibility in blade placement.

ELECTRICAL REQUIREMENTS

220~240 VAC electrical feed is required and should be accessible to the center of the motor. This circuit should be wired to an on/off switch (Motor is single speed). The motor assembly is supplied with a 2 ft. cord with plug. Motor assembly may be wired directly to electrical outlet box. The Fan Blades oscillates at approximately 18-20 rpm.





NOTE: Motor may also be wall mounted or mounted between fan assemblies

220V Model

Motor Assembly - 220~240 volt, 50 Hz
 Ceiling / Wall Mount
 Oscillating RPM: 19 (single-speed)
 Available in 2 standard finishes

****Available Finishes**

AB	Antique brass
PW	Pewter

Ordering Information (Items Priced and Sold Separately)

Item	Catalog No.	Description
Fan Assembly Unit	FP720**	Use in ceiling or wall application One push rod included (with each fan unit)
One Motor Unit	FP780**-220	220~240V, 50 Hz, ½ horsepower, 0.30 amp, 19 rpm, single-speed FK2100-220; ON/OFF Switch only (customer supplied). 2 ft power cord (or can be hard-wired directly). Maximum 6 fan assembly units per motor.
Blade Sets (Order Separately)		See catalog for blade options NOTE: 18" blades are recommended for most installations

**Insert Finish Codes